



Finebrush-K 1350

Sanding and structuring machine



Finebrush 1350

MACHINE DIMENSIONS= 2050X3300X2200 (LxPxH) mm

MACCHINA BASE
BASIC MACHINE
MACHINE DE BASE

- ✓ Altezza fissa 900mm
Fixed height 900mm
Hauteur table fixe 900 mm
- ✓ Larghezza utile di lavoro 1350mm
Working width 1350mm
Largeur utile de travail 1350 mm
- ✓ Spessore di lavoro min/max 3-140mm
Working thickness min/max 3-140mm
Épaisseur de travail min/max 3-140mm
- ✓ Velocità di avanzamento del tappeto 0,4 - 6 m/min
Feed belt speed 0,4 - 6 m / min
Vitesse d'entrancement du tapis 0,4-6 m/min
- ✓ Controllo, visualizzazione e programmazione pressione di lavoro
Control, display and programming work pressure
Control, visualisation et programmation de la pression de travail
- ✓ Recupero programmabile del consumo delle spazzole
Programmable brush consumption compensation
Récupération programmable de l'usure des brosses
- ✓ Controllo delle velocità indipendenti
Control of speed independently
Control des vitesses indépendentes



Finebrush-K 1350

MACHINE DIMENSIONS= 1800X2300X1950 (LxPxH) mm

MACCHINA BASE
BASIC MACHINE
MACHINE DE BASE

- ✓ Larghezza utile di lavoro 1350mm
Working width 1350mm
Largeur utile de travail 1350 mm
- ✓ Spessore di lavoro min/max 3-140mm
Working thickness min/max 3-140mm
Épaisseur de travail min/max 3-140mm
- ✓ Velocità di avanzamento del tappeto 0,4 - 6 m/min
Feed belt speed 0,4 - 6 m / min
Vitesse d'entrancement du tapis 0,4-6 m/min
- ✓ Controllo delle velocità indipendenti
Control of speed independently
Control des vitesses indépendentes



Need Help?

No problem. Just connect the electronic cable we gave you to the machine. EMC technician will do the rest of the job.



"Sanding is an Art, which comes from the Heart".
And we have a big Heart.



Via Brodolini, 23 - 40026 Imola (Bo) Italy
Tel. +39 0542 688034 - Fax +39 0542 643959
E-mail: info@emc-italia.it



EMC italia srl



www.emc-italia.it



Finebrush 1350

Sanding and structuring machine



Finebrush-K 1350

The highest quality finishing

Finebrush 1350




Configurazione 3 operatori
Configuration 3 groups
Configuration à 3 groupes



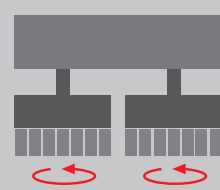
Configurazione 5 operatori
Configuration 5 groups
Configuration à 5 groupes

Applications


MDF • MEDIUM DENSITY	DISASSEMBLED DOORS
SOLID WOOD	MOULDINGS
VENEER SANDING	KITCHEN DOORS-RAISED PANELS
LAQUER SANDING-DENIBBING	FURNITURES
WATER BASE LACCA SANDING	RUSTIC AND DISTRESSING
INTERNAL AND EXTERNAL DOORS-WINDOWS	AND MORE...




Gruppo spazzola
Brushing unit
Groupe de brossage à Brosse



Gruppo spazzole tangenziali 2x
Tangential brushes unit 2x
Unité de Brosse Tangentielle 2x



Gruppo spazzola
Brushing unit
Groupe de brossage à Brosse



Gruppo spazzole tangenziali 1x
Tangential brushes unit 1x
Unité de Brosse Tangentielle 1x



Spazzola pulizia pezzi
Brush for panels cleaning
Brosse nettoyage des pièces



Soffiatore compatto
Compact belts blower
Soufflette compacte